

產品介紹

藉由連接電容器專用配件(抗流線圈)至電磁接觸器的端子，可以有效降低超過 $20 \times I_n$ 的突波電流。

- 可選擇 AC 或 DC 控制線圈
- 三相常開(NO)主接點
- 特殊防夾傷設計
- DIN 軌道或螺絲固定方式可供選擇
- 符合 IEC60947-4-1 AC 6b 規範。
(適用 50/60Hz 系統、啟斷電流能力超過 $1.5 \times I_n$)

產品規格

型號	額定規格 (kVar, A 依據 AC 6b)			額定熱電流(Ith) AC1
	220 ~ 260V	400 ~ 480V	500 ~ 550V	
MC-9b with AC-9	5kVar 13A	9.7kVar 14A	14kVar 16A	21.6A
MC-12b with AC-9	6.7kVar 18A	12.5kVar 18A	18kVar 21A	28.4A
MC-18b with AC-9	8.5kVar 22A	16.7kVar 24A	24kVar 28A	37.8A
MC-22b with AC-9	10kVar 26A	18kVar 26A	26kVar 30A	40.5A
MC-32a with AC-9	15kVar 39A	25kVar 36A	36kVar 42A	56.1A
MC-40a with AC-9	20kVar 52A	33.3kVar 48A	48kVar 55A	74.8A
MC-50a with AC-50	20kVar 52A	40kVar 58A	58kVar 67A	90.4A
MC-65a with AC-50	25kVar 66A	45.7kVar 66A	66kVar 76A	102.9A
MC-75a with AC-75	29.7kVar 78A	54kVar 87A	78kVar 97A	121.6A
MC-85a with AC-75	35kVar 90A	60kVar 92A	92kVar 106A	143.4A
MC-100a with AC-75	37kVar 92A	62kVar 106A	94kVar 109A	146.5A

備註：• 當開關投入時必須已經放電完畢（最大殘餘端子電壓需小於等於 50V）

• 為了預防短路，gG 型式熔絲必須大於 1.5~2 倍額定電流

• AC-50/AC-75 包含了螺絲型與插樹型



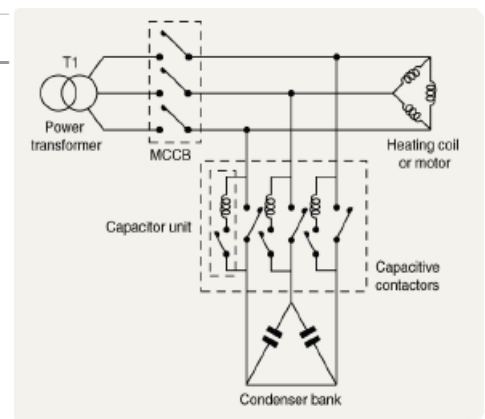
線圈電壓

AC	50Hz	24, 32, 42, 48, 80, 100, 110, 220, 230, 240, 380, 400, 500, 550V
	60Hz	24, 48, 100, 110, 120, 200, 208, 220, 230, 240, 277, 380, 480, 600V
DC	DC	12, 20, 24, 48, 60, 80, 100, 110, 125, 200, 220, 250V

本系列電磁接觸器適合使用於單段或多段電容器補償裝置，並符合 IEC60947-4-1, UL 和 CSA 標準。

抗流線圈的特色有：

- 可限制突波電流達 $60 \times I_n$ ，會在主接點投入前先投入
- 藉由串聯阻抗，不會有熱能損失
- 可消除開關突波
- 增進電容補償系統的效能



Example

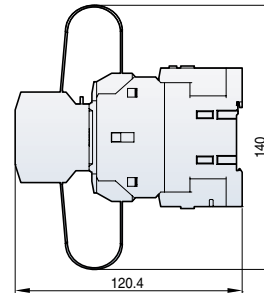
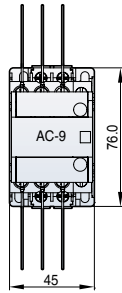
產品尺寸

Capacitor contactors (MC-9b~40a with AC-9, MC 50a~65a with AC-50, MC 75a~100a with AC-75)

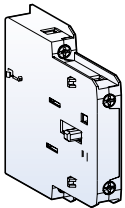
※基本搭配一組(1a1b)輔助接點

[mm]

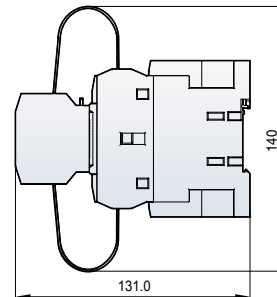
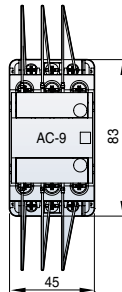
MC-9b~22b with AC-9



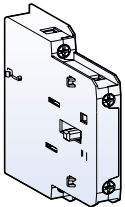
MC-32a,40a with AC-9



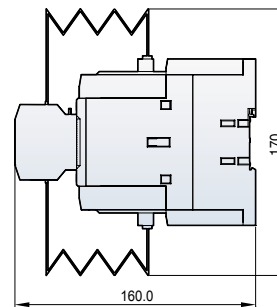
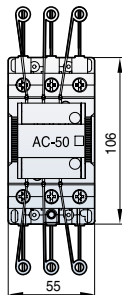
輔助接點寬度12mm



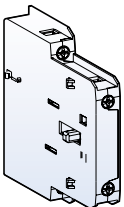
MC-50a,65a with AC-50



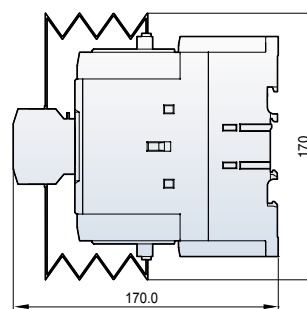
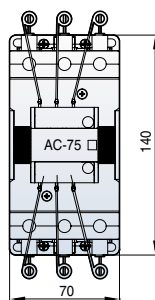
輔助接點寬度12mm



MC-75a~100a with AC-75

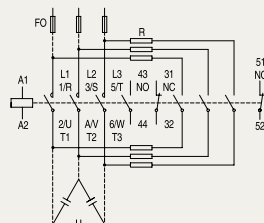


輔助接點寬度12mm



Circuit diagram

MC-9b~22b with AC-9



MC-32a, 40a with AC-9 MC 50a~100a with AC-50/75

